

## 300Mbps 802.11n Ceiling-mount Wireless Access Point



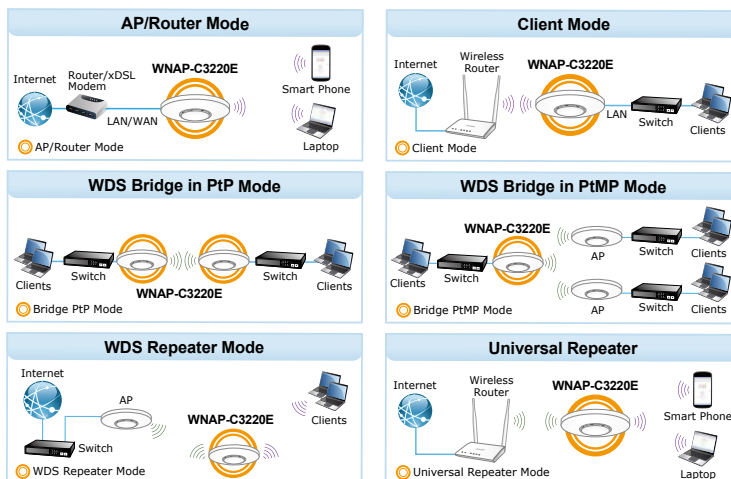
### Centrally Managed Wireless Network for Enterprises

PLANET WNAP-C3220E 300Mbps 802.11n Wireless Access Point offers **High power** and user limitation control that can extend your wireless network coverage and manage clients easily. With **802.1Q VLAN** and PLANET AP Controller compliance, the WNAP-C3220E can help create a secure, cost-effective and highly-scalable wireless LAN infrastructure that provides a seamlessly and centrally managed wireless network.



### Comprehensive Wireless Operation Mode

The WNAP-C3220E supports multiple types of wireless connectivity such as **AP, Gateway, Repeater, WDS Point-to-Point (PtP) and WDS Point-to-Multipoint (PtMP)**, allowing users to comprehensively experience various applications. It also helps users to easily build wireless network and extend the wireless range of the existing wireless network.



### Wireless Standard Compliance

- Compliant with IEEE 802.11n wireless technology with data rate of up to 300Mbps
- Backward compatible with 802.11b/g standard
- Supports IEEE 802.3af/at standard-based PoE

### Secure Network Connection

- Advanced security: 64-/128-bit WEP, WPA/WPA2 and WPA-PSK/WPA2-PSK (TKIP/AES encryption), 802.1x
- Supports wireless MAC address filtering control to limit the connected wireless clients
- Supports 802.1Q VLAN and SSID-to-VLAN mapping
- Supports IP/Port/MAC address/URL filtering, DoS, SPI Firewall
- Supports DMZ and port forwarding
- Bandwidth control per IP address to increase network stability

### Multiple Operation Modes and Wireless Features

- Multiple operation modes: AP, Gateway, Repeater, WDS
- WMM (Wi-Fi multimedia) provides higher priority to multimedia transmitting over wireless
- Coverage threshold to limit the weak signal of clients occupying session
- Real-time Wi-Fi channel analysis chart and client limit control for better performance
- Easy Deployment and Management
- Supports PLANET AP Controllers in AP mode

### Easy Discovery by PLANET Smart Discovery

- Self-healing mechanism through system auto reboot setting
- System status monitoring through remote Syslog Server
- Supports PLANET DDNS/Easy DDNS

*Wireless Range Extender*

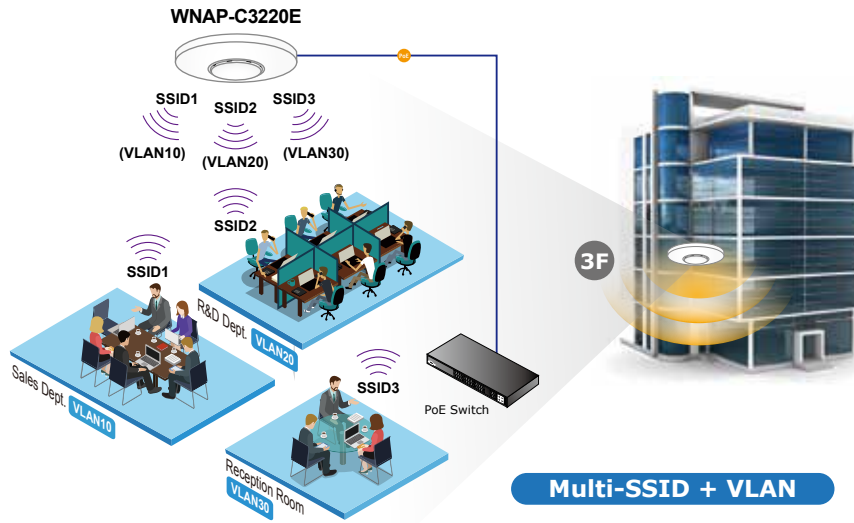
To extend the coverage and eliminate the dead spot of wireless network in every place, the WNAP-C3220E supports Universal Repeater mode which can solve the incompatibility between brands and provides a high-speed, wide coverage. The space-saving and ceiling-mountable design makes the WNAP-C3220E exquisite and easy to be mounted on the ceiling or wall in different places. The built-in intelligent **5dBi high-gain** antennas offer **360 degrees** of wider coverage with excellent performance.

**Ceiling-mount Design Suitable for Any Room**



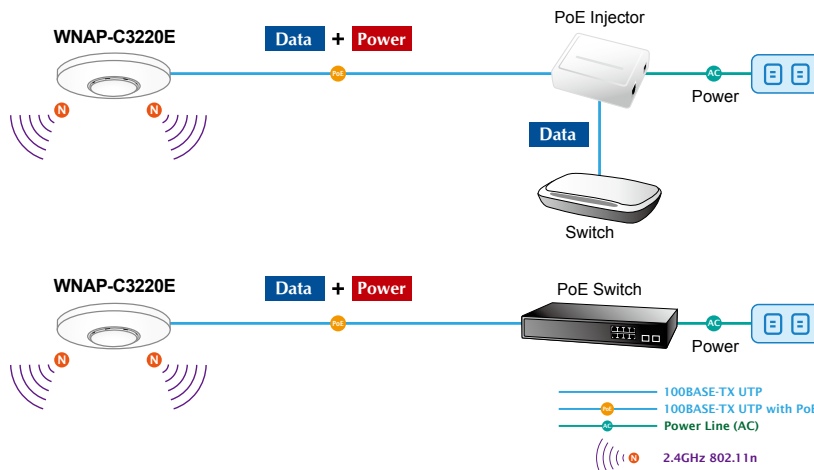
*Advanced, Secure and Rigorous Authentication*

The WNAP-C3220E supports 128-bit WEP, WPA / WPA2, WPA-PSK and WPA2-PSK wireless encryptions, the advanced WPA2-AES mechanism and 802.1X RADIUS authentication, which can effectively prevent eavesdropping by unauthorized users or bandwidth occupied by unauthenticated wireless access. Furthermore, any users are granted or denied access to the wireless LAN network based on the ACL (Access Control List) that the administrator pre-established. For management purposes, the IEEE 802.1Q VLAN supported allows multiple VLAN tags to be mapped to multiple SSIDs to distinguish the wireless access.



*Flexible Deployment with PoE Feature*

Compliant with IEEE 802.3af/at Power over Ethernet standard, the WNAP-C3220E can be powered and networked by a single UTP cable. It thus reduces the needs of extra cables and dedicated electrical outlets on the wall, ceiling or any other place which is difficult to reach. The wireless AP deployment becomes more flexible and worry-free from the power outlet locations.



## Applications

### *Easy Installation and Management*

With user-friendly Web UI and step-by-step Quick Setup Wizard, the WNAP-C3220E is easy to install, even for users who never experience setting up a wireless network. Furthermore, simply install our software controller, **PLANET SACP** (Smart AP Control), to deliver wireless profiles to multiple APs simultaneously, thus making the central management simple.



## Specifications

Product	WDAP-C3220E		
<b>Hardware Specifications</b>			
Interfaces	LAN	1 x 10/100BASE-TX RJ45 port Auto-negotiation and auto MDI/MDI-X	
	Gain	2 x 5dBi antenna	
Button	Reset button (Press over 7 seconds to reset the device to the factory default)		
LED Indicators	Power		
Dimensions (Φ x H)	159 x 45mm		
Weight	161 ±5g		
Power Requirements	48V 0.5A, IEEE 802.3af/at PoE+		
Power Consumption	< 5W		
Mounting	Ceiling mount		
<b>Wireless Interface Specifications</b>			
Standard	IEEE 802.11b/g/n 2.4GHz		
Media Access Control	CSMA/CA		
Data Modulation	Transmission/emission type: DSSS/OFDM Data modulation type: OFDM: BPSK, QPSK, 16-QAM, 64-QAM, DBPSK, DQPSK, CCK		
Frequency Range	FCC: 2.412~2.462GHz ETSI: 2.412~2.472GHz		
Operating Channels	FCC: 1~11 ETSI: 1~13		
RF Power	FCC: up to 25 ± 1.5dBm ETSI: < 20dBm (EIRP)		
Receive Sensitivity	Network Mode	Data Rate	Receive Sensitivity (dBm)
	2.4GHz		
	802.11b	1Mbps	-95
		11Mbps	-90
	802.11g	6Mbps	-92
		54Mbps	-72
	802.11n	MCS0/MCS8	-92
MCS7/MCS15		-70	
<b>Software Features</b>			
LAN	Static IP		
	Supports IP-MAC binding		
Wireless Mode	<ul style="list-style-type: none"> <li>■ Access Point</li> <li>■ Gateway</li> <li>■ Repeater</li> <li>■ WDS (AP/Bridge/Station)</li> </ul>		
Channel Width	20MHz, 40MHz,		
Encryption Security	64-/128-bit WEP, WPA, WPA-PSK, WPA2, WPA2-PSK, 802.1X		
Wireless Security	Enable/Disable SSID Broadcast		
	Wireless MAC address filtering		
	User Isolation		
Wireless Advanced	WMM (Wi-Fi Multimedia): 802.11e Wireless QoS		
	Multiple SSIDs: up to 4		
	Wireless Isolation: Enables to isolate each connected wireless client from communicating with each other Provides wireless statistics		
Max. SSIDs	4		
Max. Clients	64 per radio (50 is suggested, depending on usage)		
Max. WDS Peers	4		
Wireless QoS	Supports Wi-Fi Multimedia (WMM)		
Wireless Advanced	Auto channel selection		
	5-level transmit power control (100%, 75%, 50%, 25%, 12.5%)		
	Client limit control, coverage threshold		
	Wi-Fi channel analysis chart		
Status Monitoring	Device status, wireless client List		
	PLANET Smart Discovery		
	DHCP client table		
	System Log supports remote syslog server		

VLAN	IEEE 802.1Q VLAN (VID: 3~4094) SSID-to-VLAN mapping to up to 4 SSIDs
Self-healing	Supports auto reboot settings per day/hour
Management	Supports PLANET Hardware AP Controller/ Software AP Controller Applicable controllers[1]: WAPC-500, SAPC Remote management through PLANET DDNS/Easy DDNS Configuration backup and restore Supports UPnP Supports IGMP Proxy Supports PPTP/L2TP/IPSec VPN pass-through SNMP v1/v2c/v3 support, MIB I/II, Private MIB
Central Management <sup>(1)</sup>	Applicable controllers: WAPC-500, WAPC-1000 and Smart AP Control(SAPC)
Remarks [1]: The feature will be supported through firmware/system upgrade.	
<b>Environment &amp; Certification</b>	
Temperature	Operating: 0 ~ 40 degrees C Storage: -40 ~ 70 degrees C
Humidity	Operating: 10 ~ 90% (non-condensing) Storage: 5 ~ 90% (non-condensing)
Regulatory	CE, RoHS

## Ordering Information

WNAP-C3220E	300Mbps 802.11n Wireless Ceiling-mount Access Point
-------------	---

## Related Wireless Products

WDRT-1202AC	1200Mbps 802.11ac Dual Band Wireless Gigabit Router
WDRT-1200AC	1200Mbps 802.11ac Dual Band Wireless Gigabit Router
WRE-1200AC	1200Mbps 802.11ac Dual Band Wall Plug Wi-Fi Range Extender
WDL-U601AC	433Mbps 802.11AC Dual Band Wireless USB Adapter
Smart AP Control	PLANET Smart Wireless AP Controller Software

\* To have the best performance and wireless connection, we advise you to match with the above related products.

## Related PoE Products

POE-161	IEEE 802.3at Gigabit High Power over Ethernet Injector (external power)
POE-163	IEEE 802.3at Gigabit High Power over Ethernet Injector (internal power)
WGSD-10020HP	8-Port 10/100/1000Mbps + 2 100/1000X SFP Managed 802.3at PoE Switch
WGSW-24040HP/ WGSW-24040HP4	24-Port 10/100/1000Mbps 802.3at PoE+ plus 4 Shared SFP Managed Switch
WGSW-20160HP	16-Port 10/100/1000Mbps 802.3at PoE + 4-Port Gigabit TP / SFP Combo Managed Switch
SGSW-24040HP	24-Port 10/100/1000Mbps + 4 Shared SFP 802.3at Stackable PoE Managed Switch
GSW-1600HP	16-Port 10/100/1000Mbps 802.3at PoE+ Ethernet Switch
GSD-808HP	8-Port 10/100/1000bps 802.3at PoE Desktop Switch
HPOE-460	4-Port IEEE 802.3at High Power over Ethernet Injector Hub
IGS-10020HPT	Industrial 8-Port 10/100/1000T 802.3at PoE + 2-Port 100/1000X SFP Managed Switch with Wide Operating Temperature
IGS-504HPT	Industrial 5-Port Gigabit Switch w/4-Port 802.3at PoE+
IGS-624HPT	Industrial 4-Port 10/100/1000T 802.3at PoE+ plus 2-Port 100/1000X SFP Ethernet Switch

### PLANET Technology Corporation

11F., No.96, Minquan Rd., Xindian Dist., New Taipei City  
231, Taiwan (R.O.C.)  
Tel: 886-2-2219-9518 Fax: 886-2-2219-9528  
Email: sales@planet.com.tw www.planet.com.tw



PLANET reserves the right to change specifications without prior notice. All brand names and trademarks are property of their respective owners. Copyright © 2018 PLANET Technology Corp. All rights reserved.

WNAP-C3220E